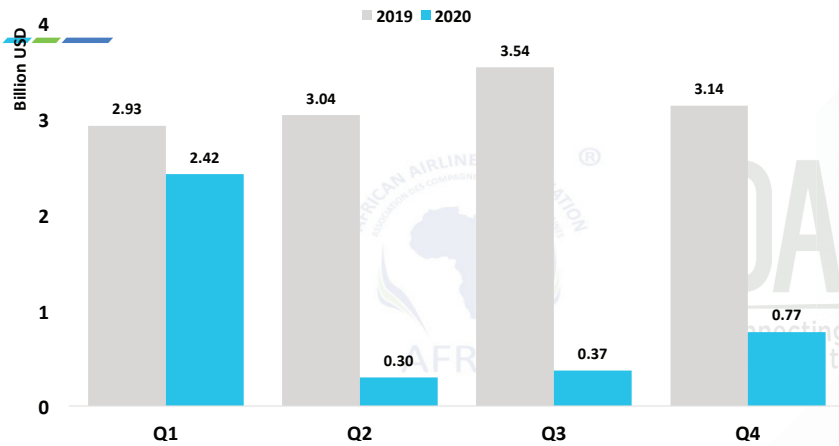


AFRAA COVID-19 impact assessment



USD 8.8 billion of Passenger revenue loss for African airlines
Passenger revenue decrease



• Estimated Revenue loss for 2020 : **USD 8.8 billion (18 Aug assessment)**

Assumptions :
- 30% traffic recovery on Q3 2020
- 60% traffic recovery on Q4 2020

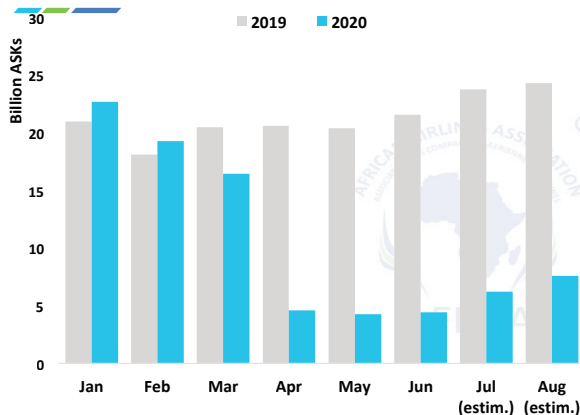
Source : AFRAA/OAG

- Passenger revenue drop of **USD 0.506 billion** for Q1 2020, that is 17.3% YoY
- Higher-impact in Q2 2020: **USD 2.740 billion**, 90.2% YoY drop
- Revenue levels has started increasing as traffic is resuming



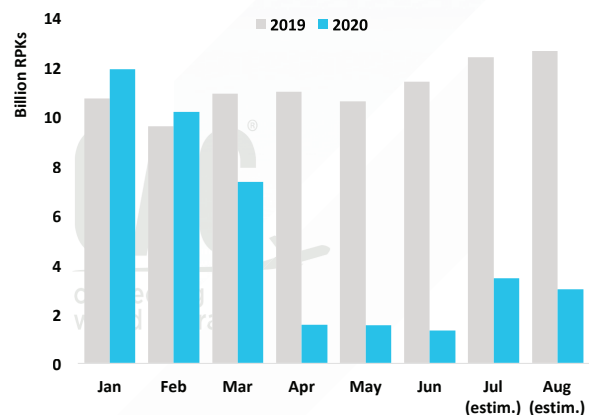
Capacity continue rising – Slow traffic resumption

YoY Impact on ASKs as at 14 Aug 2020



Source : AFRAA/OAG

YoY Impact on RPKs as at 14 Aug 2020



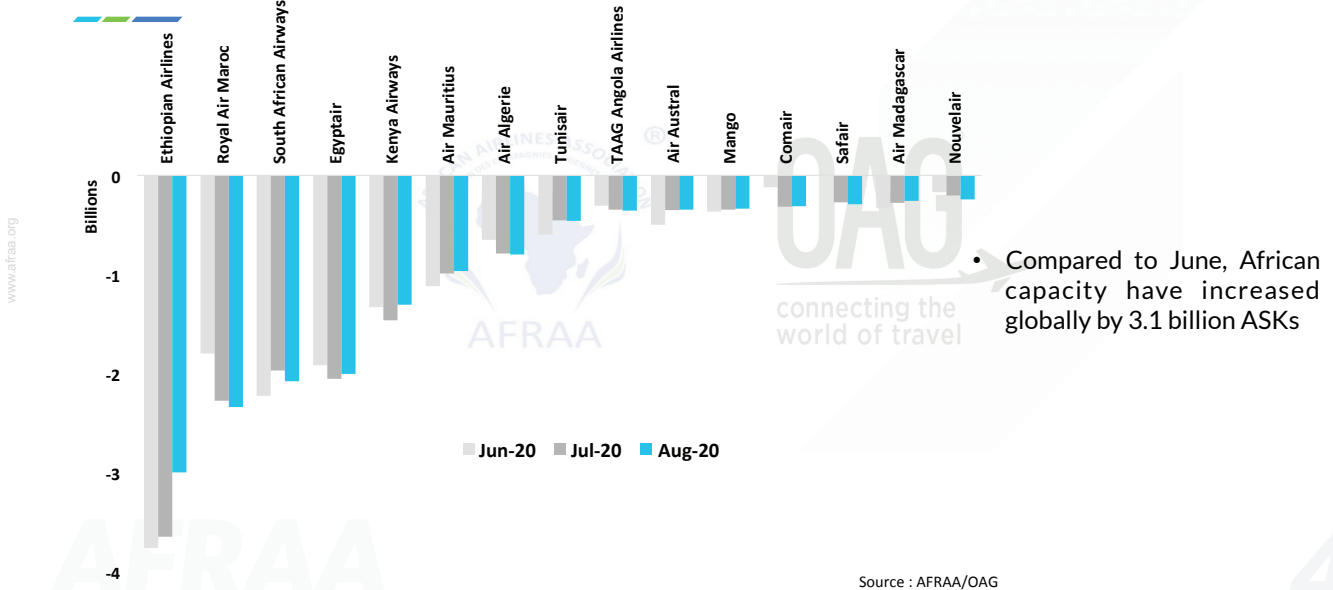
Source : AFRAA/OAG

- Capacity keeps improving since June. The drop compared to 2019 reduced from 79.4% to 68.8%, that is an improvement of 10.6%
- The traffic is improving but irregularly. We can see a slight drop in August compared to July. However we can see a rise of 12.15% from June level.



Capacity recovery for several African Airlines

YoY total ASK drop from June to August 2020 for top 15 African Airlines



Compared to June, African capacity have increased globally by 3.1 billion ASKs

Source : AFRAA/OAG

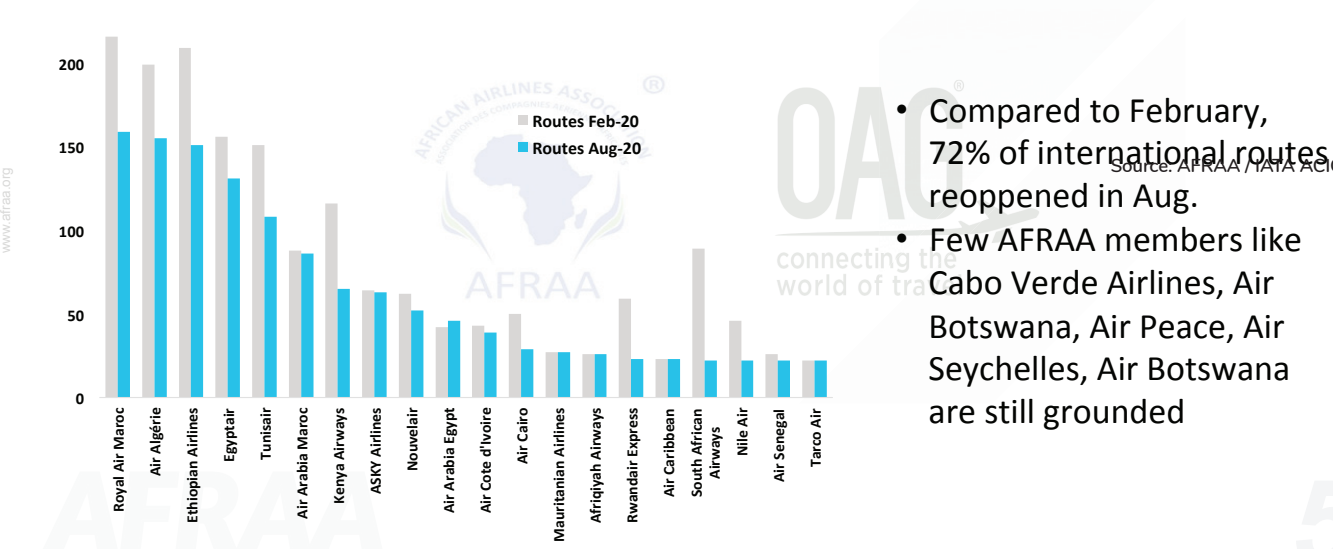
© 2019 AFRAA. "Better Skies for Africa"



State of Restart and Border Reopening

Resumption of International Flights

Top 10 Airlines resuming international flights by Routes



Compared to February, 72% of international routes reopened in Aug.

Few AFRAA members like Cabo Verde Airlines, Air Botswana, Air Peace, Air Seychelles, Air Botswana are still grounded

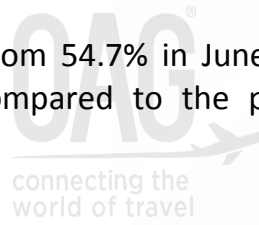
© 2019 AFRAA. "Better Skies for Africa"



Cargo capacity is recovering

- YoY Cargo capacity drop in Africa reached **35%** in July, showing some improvement compared to June, where the drop was **47.4 %**.
- Cargo Load factor is slightly reducing, from 54.7% in June to 48.9% in July. However, it is still performing compared to the previous year (+15.8%)

www.afraa.org



AFRAA

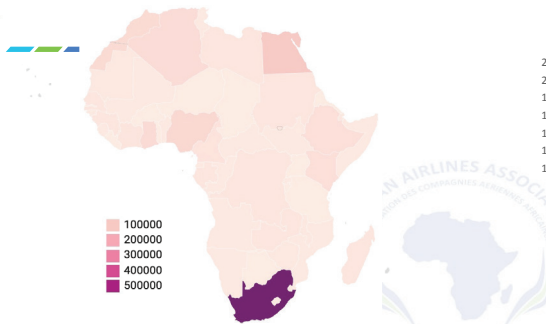
6

© 2019 AFRAA. "Better Skies for Africa"

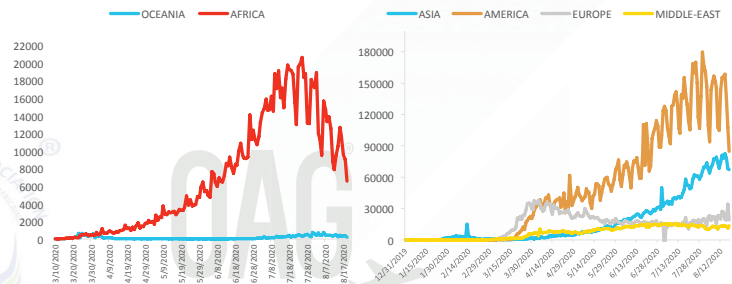


Infection rates slightly decreasing in Africa

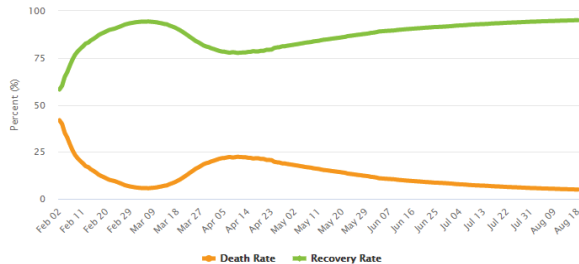
Infections cases as at 18 Aug 2020



Evolution of infections cases per region as at 18 Aug 2020



Global Death vs recovery rate Feb – Aug 2020



- South Africa is the most impacted African country with more than 590000 cases. It is followed by Egypt which has 96000 cases. Nigeria, Morocco, Ghana, Algeria, Ethiopia and Kenya have more than 30000 cases registered, followed by, Cameroon and Côte d'Ivoire, having more than 15000 cases.

- Since end of July the contamination rate seems to slow down in Africa, even is the number of new cases remains high

- Global recovery rate is improving, reaching 95.05% vs 4.95% death rate

Source: Worldometer

© 2019 AFRAA. "Better Skies for Africa"

7